

NACUBO/Corvias

Survey of the Future Need for On-Campus Graduate Student Housing

2019 Survey Results



National Association of College and
University Business Officers



About the Project

The purpose of the NACUBO/Corvias project was to assess institutions' future needs regarding graduate student housing. Specifically, the survey was designed to gauge if and how soon institutions intend to add or expand on-campus housing for graduate students and students who are military veterans.

The survey universe was developed to include NACUBO member institutions with large graduate programs (i.e., those with Carnegie Classifications of master's university and above).

The survey was sent to 730 institutions and data collection lasted 3 weeks (May 20, 2019 – June 14, 2019).

Responses were submitted by 131 institutions – 56 of whom have requested to learn more about graduate student and military student housing.



National Association of College and
University Business Officers



Study Participants (N=131)

Demographics

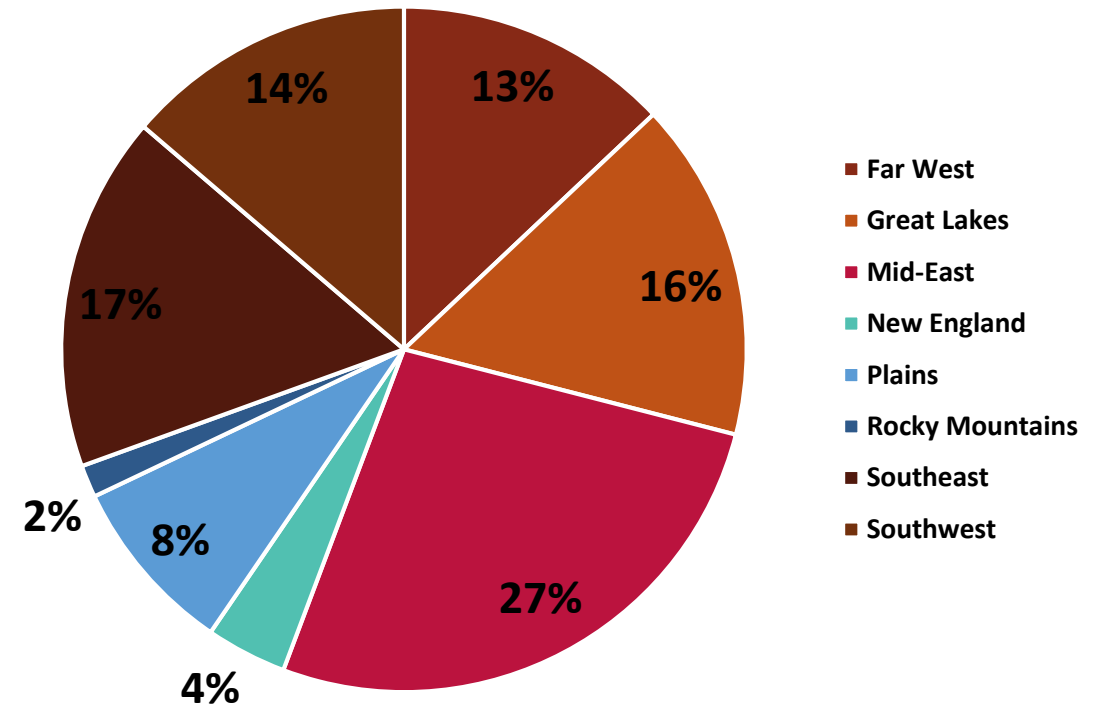


National Association of College and
University Business Officers



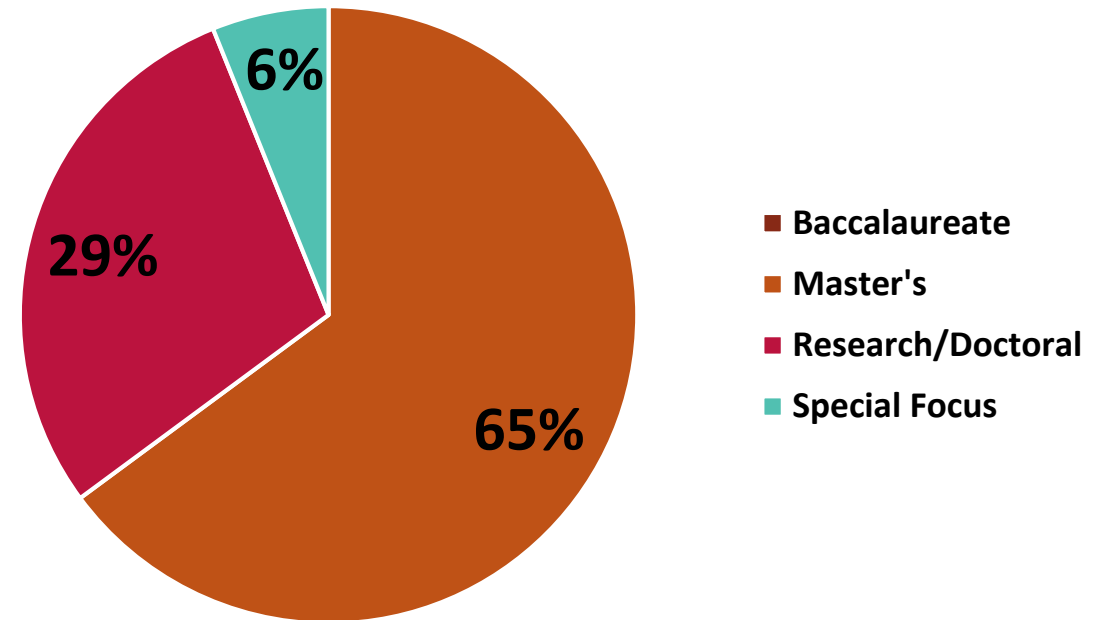
Survey Participants by Regions of the U.S.

<u>Region</u>	<u>Number</u>	<u>Percentage</u>
Far West: AK, CA, HI, NV, OR, WA	17	13%
Great Lakes: IL, IN, MI, OH, WI	21	16%
Mid-East: DC, DE, MD, NJ, PA, NY	35	27%
New England: CT, MA, ME, NH, RI, VT	5	4%
Plains: IA, KS, MN, MO, ND, NE, SD	11	8%
Rocky Mountains: CO, ID, MT, UT, WY	2	2%
Southeast: AL, AR, FL, GA, KY, LA, MS, NC, SC, TN, VA, WV	22	17%
Southwest: AZ, NM, OK, TX	18	14%
Total	131	100%



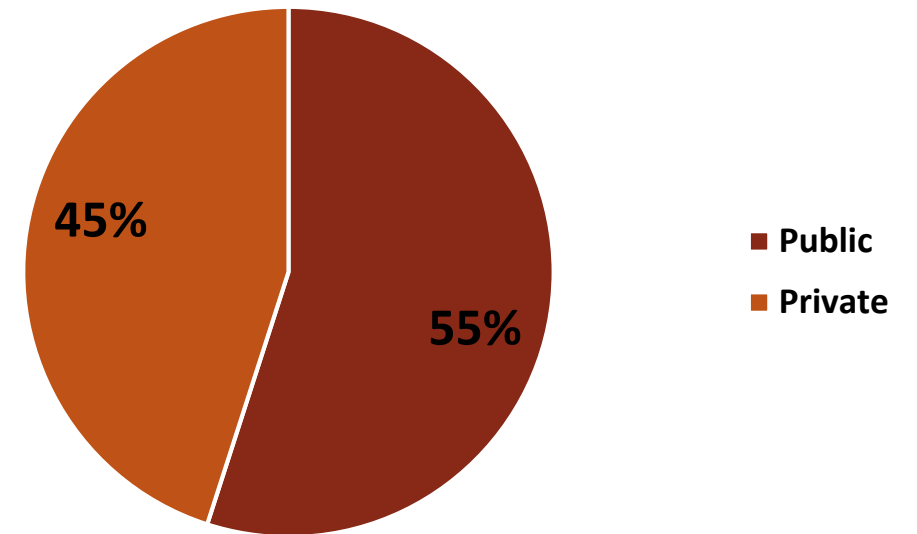
Survey Participants by Carnegie Classification

<u>Type</u>	<u>Number</u>	<u>Percentage</u>
Master's	85	65%
Research/Doctoral	38	29%
Special Focus	8	6%
Total	131	100%



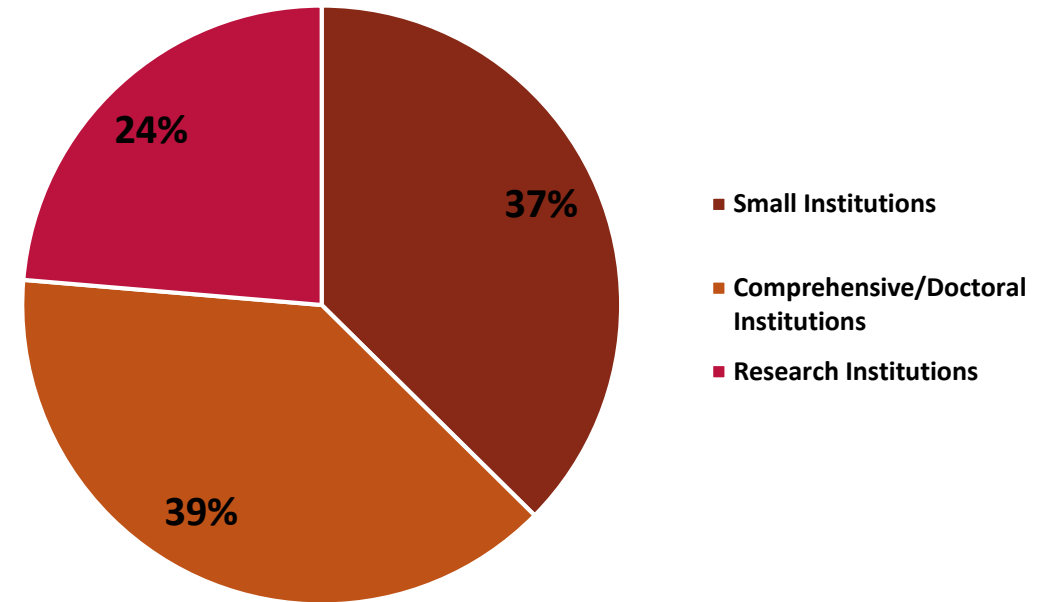
Survey Participants by Control (public vs. private)

<u>Type</u>	<u>Number</u>	<u>Percentage</u>
Public	72	55%
Private	59	45%
Total	131	100%



Survey Participants by NACUBO Constituent Group

<u>Type</u>	<u>Number</u>	<u>Percentage</u>
Small Institutions	49	37%
Comprehensive/ Doctoral Institutions	51	39%
Research Institutions	31	24%
Total	131	100%



NACUBO Constituent Group Descriptions

Small Institutions: Four-year public and independent institutions with full-time enrollment under 4,000.

Comprehensive/Doctoral Institutions: Four-year public and independent institutions with enrollment above 4,000.

Research Universities: Public or independent research universities and medical schools/centers.

Does your institution currently
have dedicated on-campus
housing for graduate students?

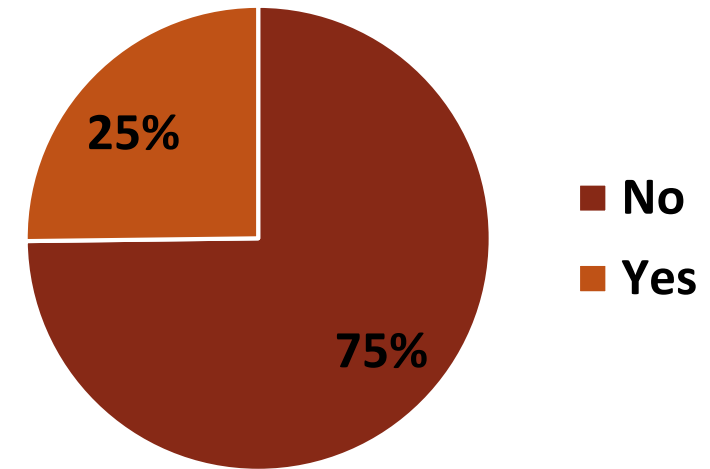


National Association of College and
University Business Officers

Corvias®

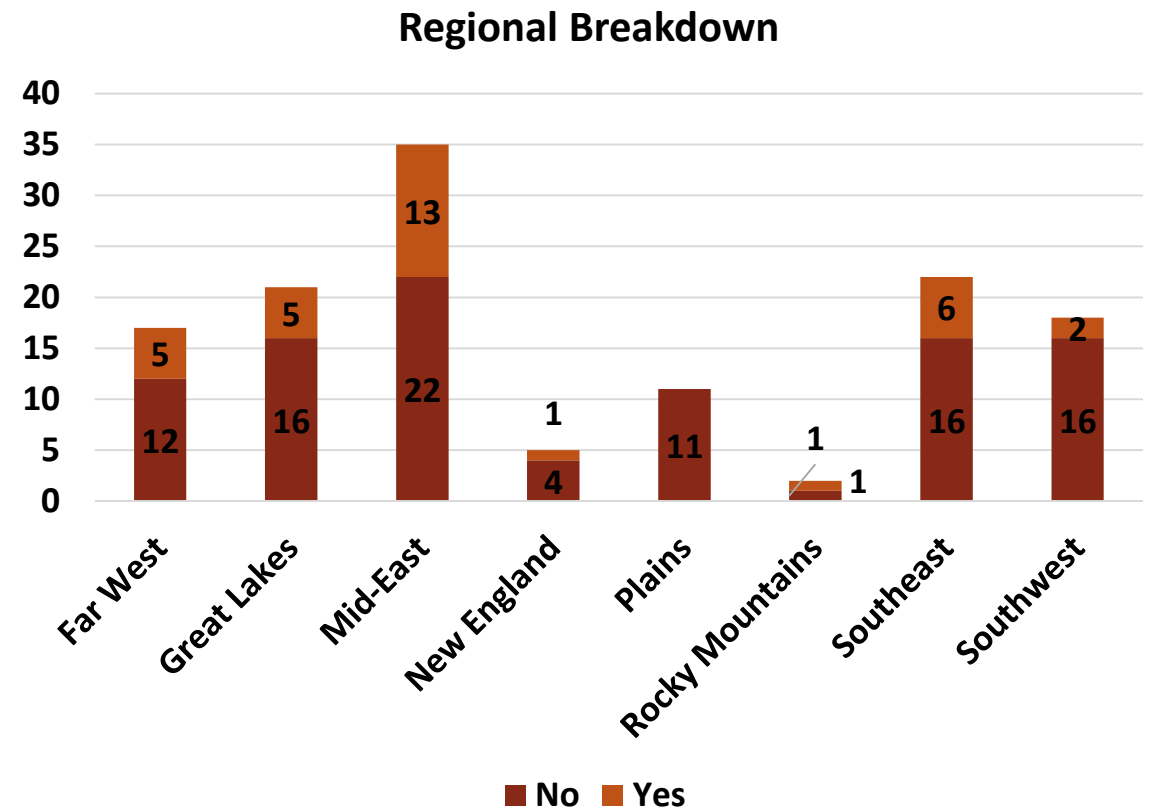
Does your institution currently have dedicated on-campus housing for graduate students?

<u>Response</u>	<u>Number</u>	<u>Percentage</u>
No	98	75%
Yes	33	25%
Total	131	100%



Does your institution currently have dedicated on-campus housing for graduate students? (by region)

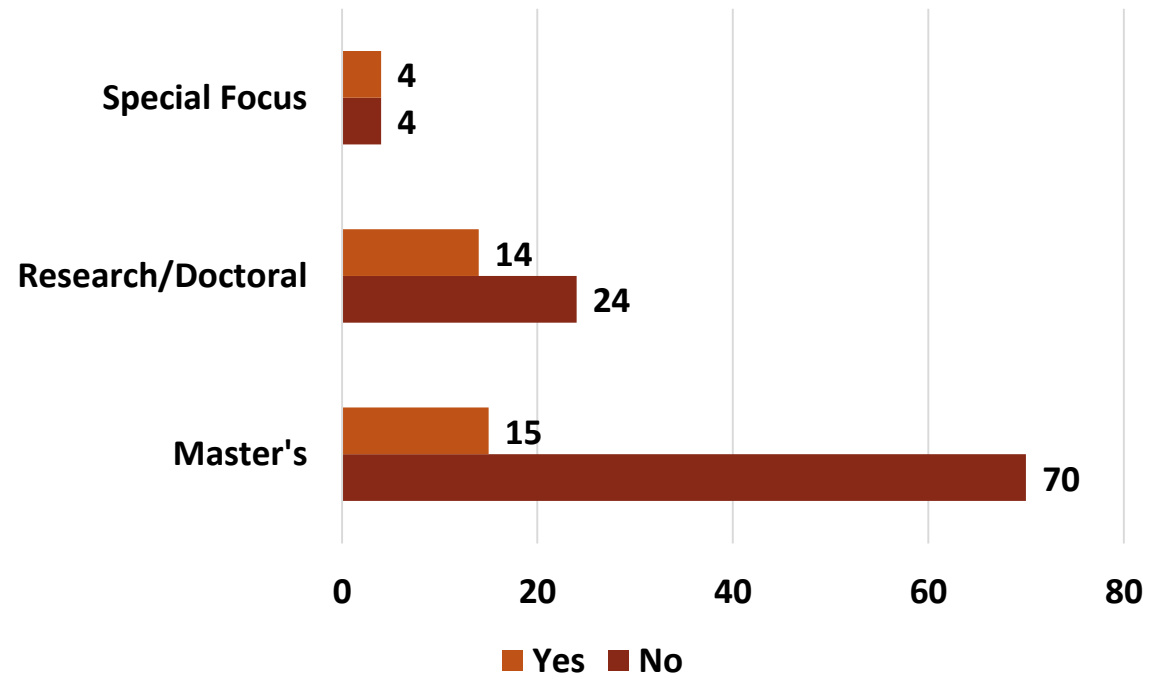
<u>Region</u>	<u>No</u>	<u>Yes</u>	<u>Total</u>
Far West	12	5	17
Great Lakes	16	5	21
Mid-East	22	13	35
New England	4	1	5
Plains	11	0	11
Rocky Mountains	1	1	2
Southeast	16	6	22
Southwest	16	2	18
Total	98	33	131



Does your institution currently have dedicated on-campus housing for graduate students? (by Carnegie Classification)

<u>Response</u>	<u>Master's</u>	<u>Research/Doctoral</u>	<u>Special Focus</u>	<u>Total</u>
No	70	24	4	98
Yes	15	14	4	33
Total	85	38	8	131

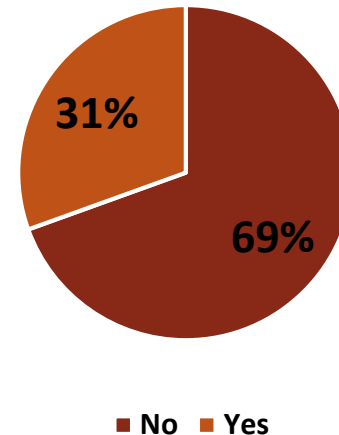
Carnegie Classification Breakdown



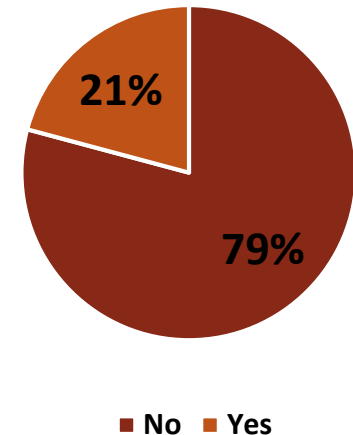
Does your institution currently have dedicated on-campus housing for graduate students? (by control)

<u>Response</u>	<u>Public</u>	<u>Private</u>	<u>Total</u>
No	57	41	98
Yes	15	18	33
Total	72	59	131

Private Institution Breakdown



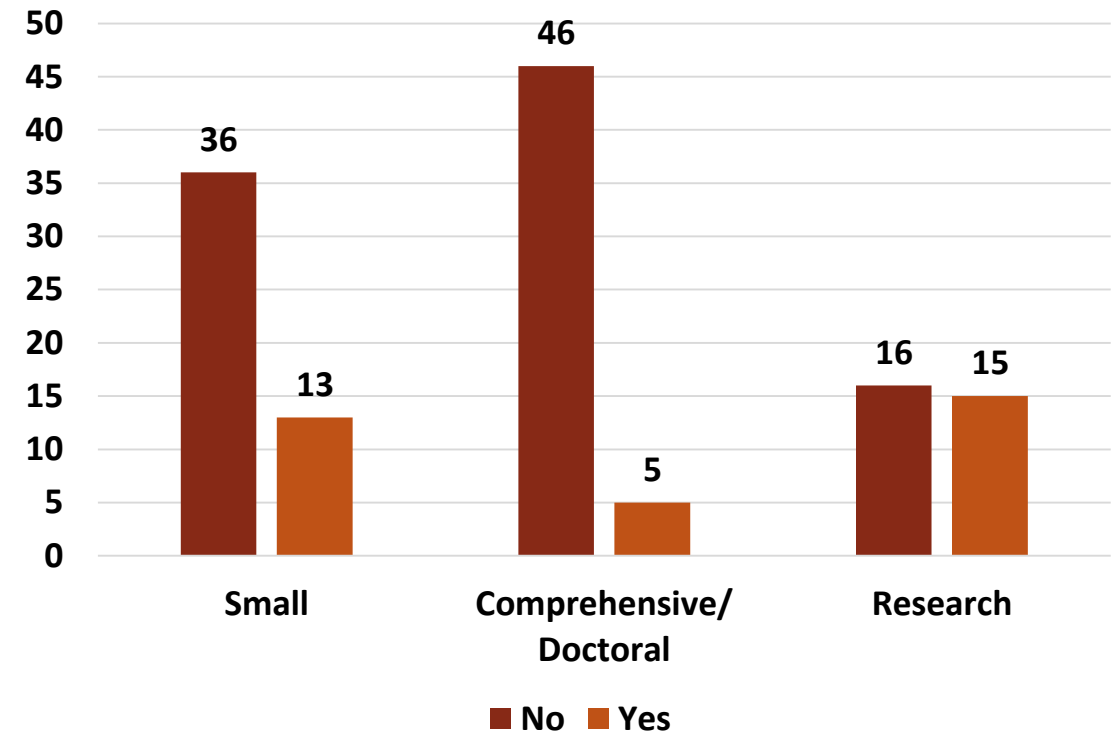
Public Institution Breakdown



Does your institution currently have dedicated on-campus housing for graduate students? (by NACUBO Constituent Group)

<u>Response</u>	<u>Small</u>	<u>Comprehensive/ Doctoral</u>	<u>Research</u>	<u>Total</u>
No	36	46	16	98
Yes	13	5	15	33
Total	49	51	31	131

NACUBO Constituent Group Breakdown



How many on-campus units does your institution have for graduate students?



National Association of College and
University Business Officers



How many on-campus units does your institution have for graduate students?

<u>Type of Unit</u>	<u>Number of Responses</u>	<u>Average Number of Units</u>	<u>Minimum</u>	<u>Maximum</u>
1-bedroom Units	25	47.8	0	190
Number of Units with 2 or more bedrooms	24	93.9	0	1300

How many on-campus units does your institution have for graduate students? (by region)

Region	One-bedroom Units				Number of Units with 2 or more bedrooms			
	<u>Number of Responses</u>	<u>Average Number of Units</u>	<u>Min.</u>	<u>Max</u>	<u>Number of Responses</u>	<u>Average Number of Units</u>	<u>Min.</u>	<u>Max</u>
Far West	5	20.2	0	57	4	31	0	62
Great Lakes	4	84	18	190	4	93	0	200
Mid-East	7	33.6	0	87	8	200.5	0	1300
New England	1	25	25	25	1	0	0	0
Plains	0				0			
Rocky Mountains	1	21	21	21	1	32	32	32
Southeast	5	82.4	0	164	4	9.5	0	30
Southwest	2	33	13	53	2	42	38	46
Total	25	47.8	0	190	24	93.9	0	1300

How many on-campus units does your institution have for graduate students? (by Carnegie Classification)

	One-bedroom Units				Number of Units with 2 or more bedrooms			
<u>Carnegie Classification</u>	<u>Number of Responses</u>	<u>Average Number of Units</u>	<u>Min.</u>	<u>Max</u>	<u>Number of Responses</u>	<u>Average Number of Units</u>	<u>Min.</u>	<u>Max</u>
Master's	12	22.1	0	57	12	12.5	0	50
Research/Doctoral	10	67.9	0	190	9	206.8	0	1300
Special Focus	3	84	40	164	3	81	0	144
Total	25	47.8	0	190	24	93.9	0	1300

How many on-campus units does your institution have for graduate students? (by control)

	Public				Private			
<u>Type of Unit</u>	<u>Number of Responses</u>	<u>Average Number of Units</u>	<u>Min.</u>	<u>Max</u>	<u>Number of Responses</u>	<u>Average Number of Units</u>	<u>Min.</u>	<u>Max</u>
1-bedroom Units	12	75.1	0	190	13	22.7	0	87
Number of Units with 2 or more bedrooms	10	198.2	0	1300	14	19.4	0	62

How many on-campus units does your institution have for graduate students? (by NACUBO Constituent Group)

<u>NACUBO Constituent Group</u>	One-bedroom Units				Number of Units with 2 or more bedrooms			
	<u>Number of Responses</u>	<u>Average Number of Units</u>	<u>Min.</u>	<u>Max</u>	<u>Number of Responses</u>	<u>Average Number of Units</u>	<u>Min.</u>	<u>Max</u>
Small	10	18.3	0	40	11	13.6	0	50
Comprehensive/ Doctoral	4	38	0	70	3	20.7	0	62
Research	11	78.3	0	190	10	204.2	0	1300
Total	25	47.8	0	190	24	93.9	0	1300

Does your institution plan to add or expand graduate housing units?

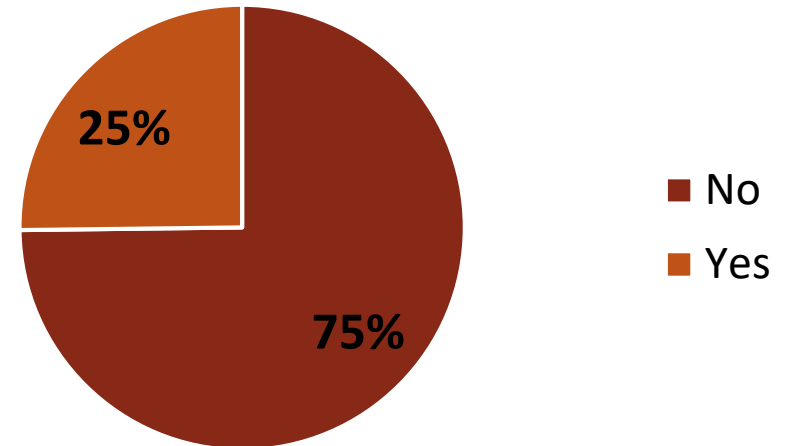


National Association of College and
University Business Officers



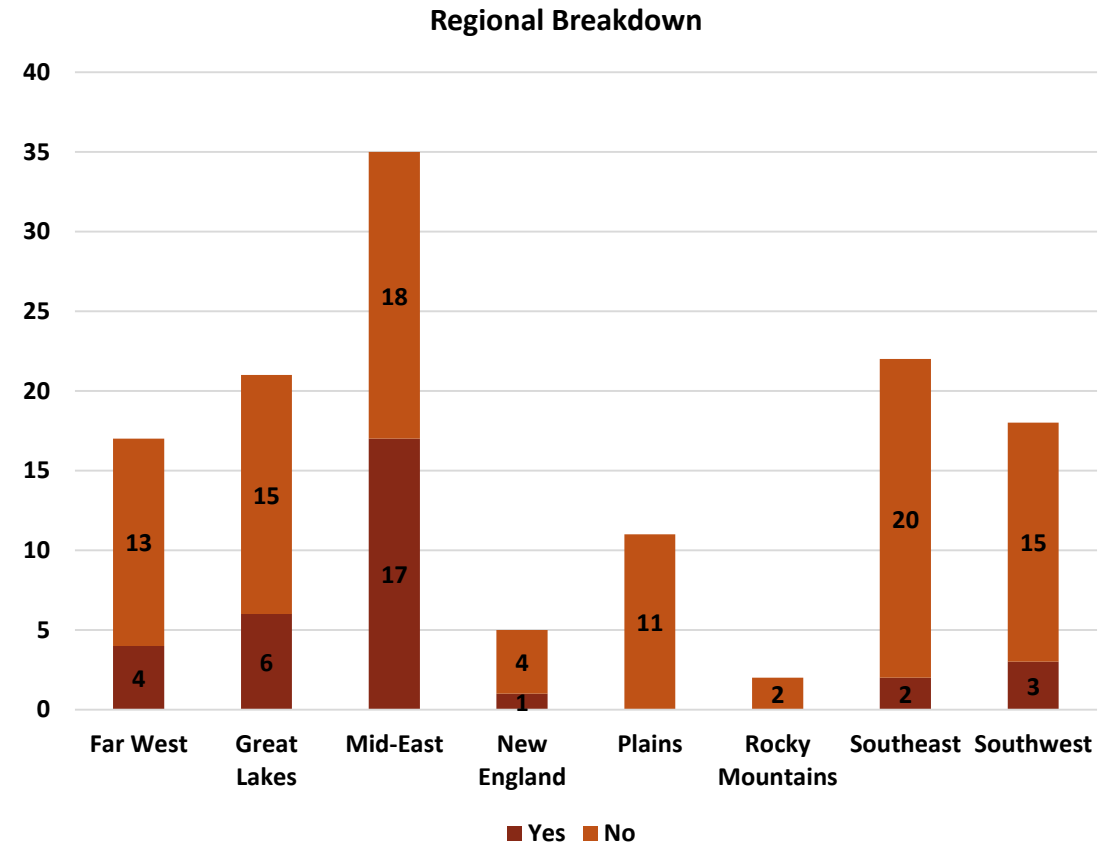
Does your institution plan to add or expand graduate housing units?

<u>Response</u>	<u>Number</u>	<u>Percentage</u>
No	98	75%
Yes	33	25%
Total	131	100%



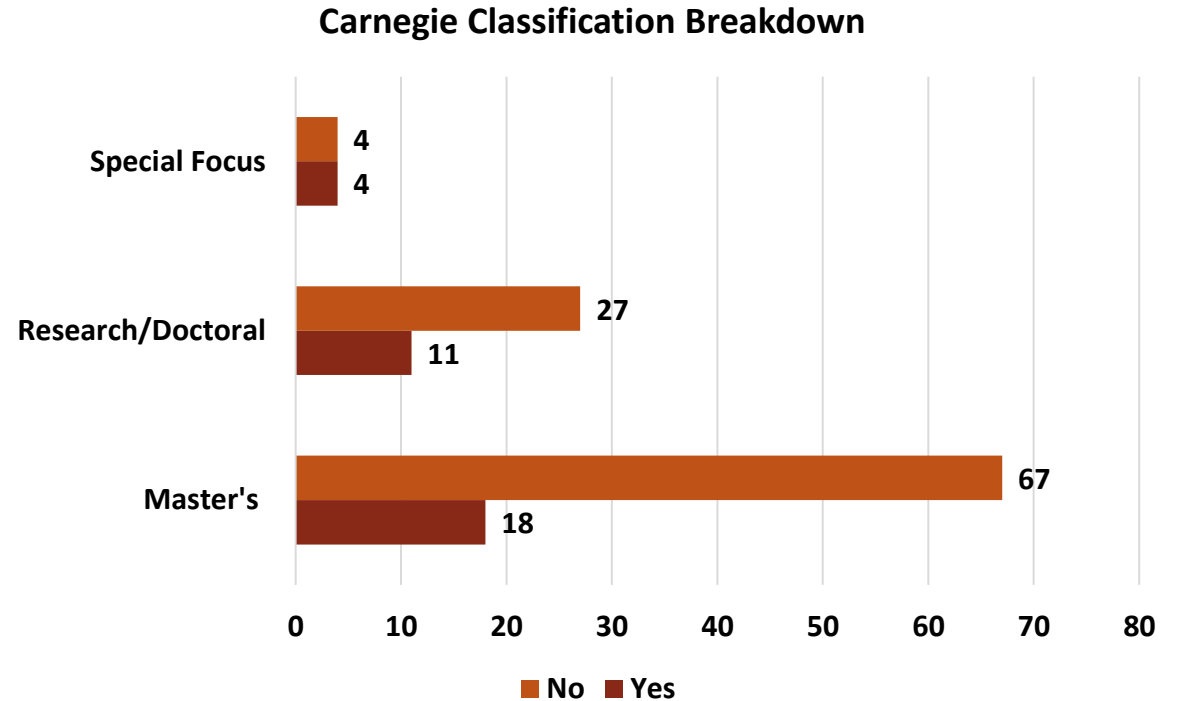
Does your institution plan to add or expand graduate housing units? (by region)

<u>Region</u>	<u>Yes</u>	<u>No</u>
Far West	4	13
Great Lakes	6	15
Mid-East	17	18
New England	1	4
Plains	0	11
Rocky Mountains	0	2
Southeast	2	20
Southwest	3	15
Total	33	98



Does your institution plan to add or expand graduate housing units? (by Carnegie Classification)

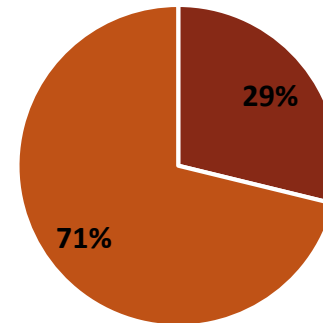
<u>Carnegie Classification</u>	<u>Yes</u>	<u>No</u>
Master's	18	67
Research/Doctoral	11	27
Special Focus	4	4
Total	33	98



Does your institution plan to add or expand graduate housing units? (by control)

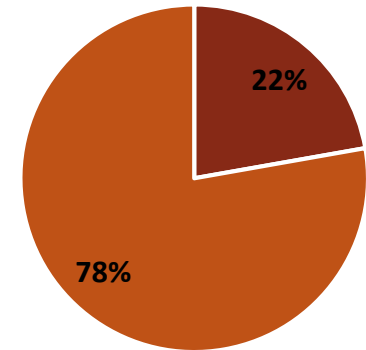
<u>Control</u>	<u>Yes</u>	<u>No</u>	<u>Total</u>
Public	16	56	72
Private	17	42	59
Total	33	98	131

Private Institution Breakdown



■ Yes ■ No

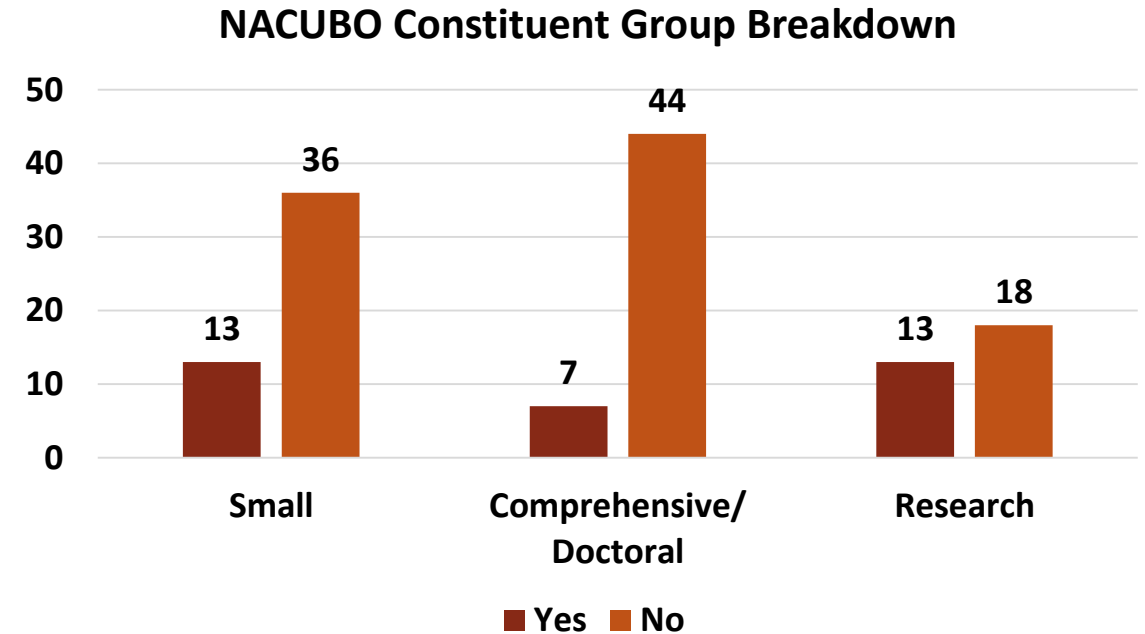
Public Institution Breakdown



■ Yes ■ No

Does your institution plan to add or expand graduate housing units? (by NACUBO Constituent group)

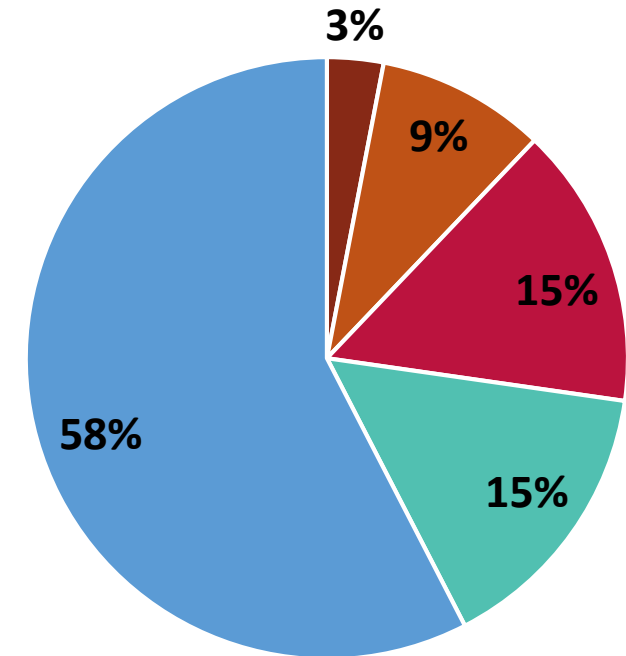
<u>NACUBO Constituent Group</u>	<u>Yes</u>	<u>No</u>	<u>Total</u>
Small	13	36	49
Comprehensive/ Doctoral	7	44	51
Research	13	18	32
Total	33	98	131



In what time frame do you expect to add units for graduate students?

In what time frame do you expect to add units for graduate students?

<u>Response</u>	<u>Number</u>	<u>Percentage</u>
Building is currently in process	1	3%
Within the next 1-12 months	3	9%
Within the next 13-24 months	5	15%
Within the next 25 months or longer	5	15%
Unknown/ Uncertain	19	58%
Total	33	100%



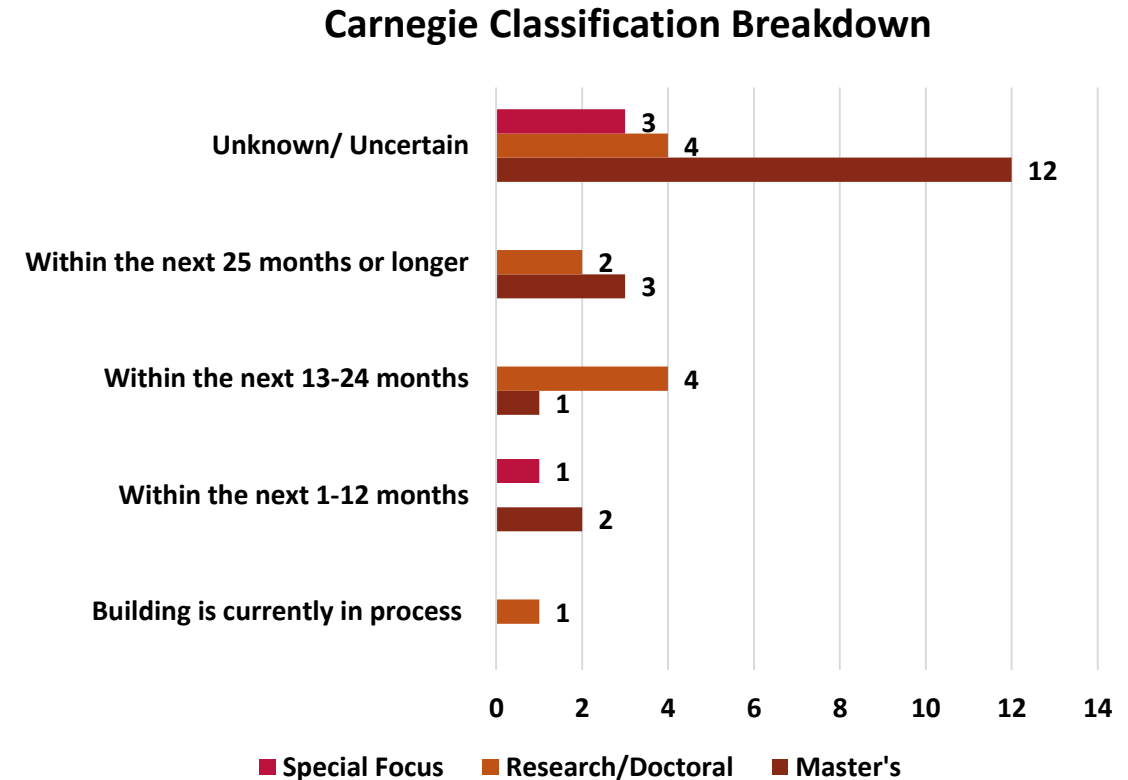
- Building is currently in process
- Within the next 1-12 months
- Within the next 13-24 months
- Within the next 25 months or longer
- Unknown/ Uncertain

In what time frame do you expect to add units for graduate students? (by region)

<u>Region</u>	<u>Building is currently in process</u>	<u>Within the next 1-12 months</u>	<u>Within the next 13-24 months</u>	<u>Within the next 25 months or longer</u>	<u>Unknown/Uncertain</u>	<u>Total</u>
Far West	0	0	0	1	3	4
Great Lakes	0	0	3	0	3	6
Mid-East	1	3	2	2	9	17
New England	0	0	0	1	0	1
Plains	0	0	0	0	0	0
Rocky Mountains	0	0	0	0	0	0
Southeast	0	0	0	0	2	2
Southwest	0	0	0	1	2	3
Total	1	3	5	5	19	33

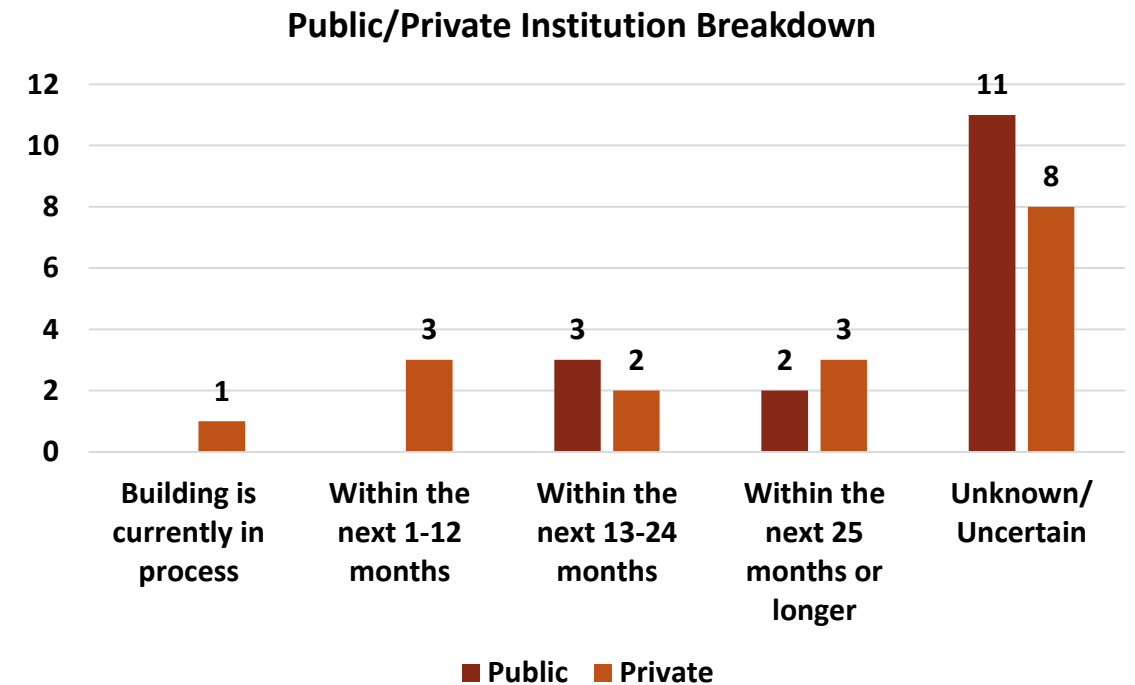
In what time frame do you expect to add units for graduate students? (by Carnegie Classification)

<u>Response</u>	<u>Master's</u>	<u>Research/Doctoral</u>	<u>Special Focus</u>	<u>Total</u>
Building is currently in process	0	1	0	1
Within the next 1-12 months	2	0	1	3
Within the next 13-24 months	1	4	0	5
Within the next 25 months or longer	3	2	0	5
Unknown/ Uncertain	12	4	3	19
Total	18	11	4	33



In what time frame do you expect to add units for graduate students? (by control)

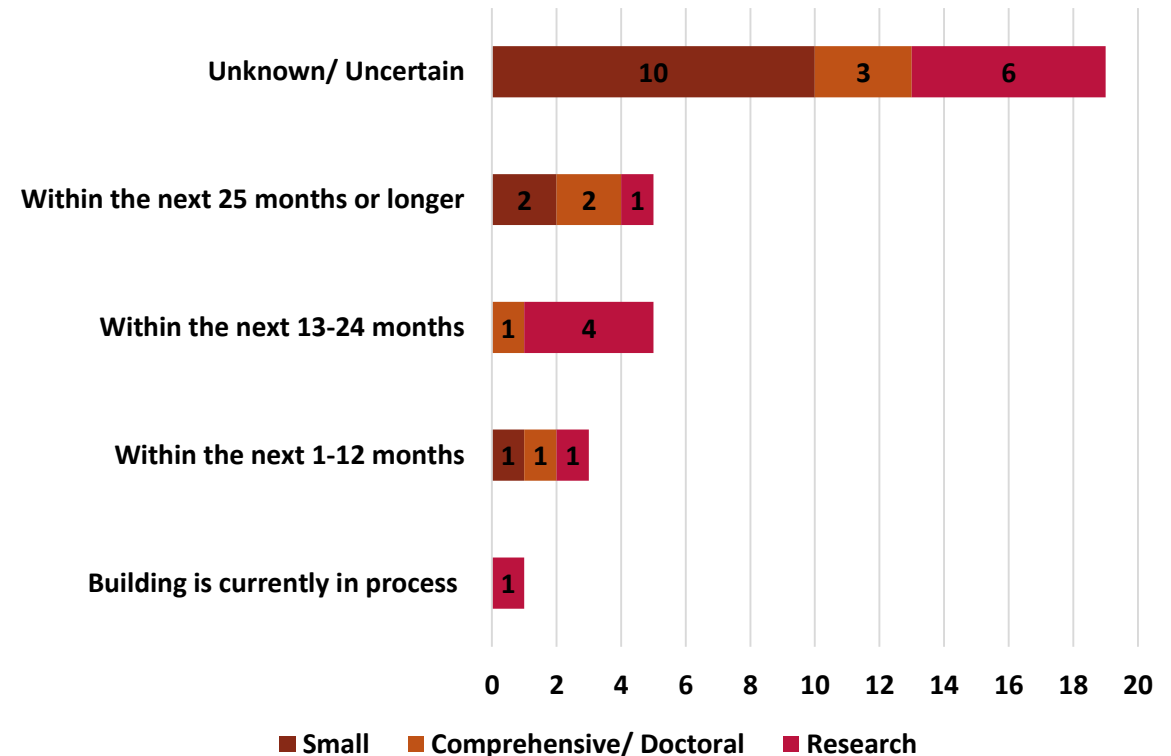
<u>Response</u>	<u>Public</u>	<u>Private</u>	<u>Total</u>
Building is currently in process	0	1	1
Within the next 1-12 months	0	3	3
Within the next 13-24 months	3	2	5
Within the next 25 months or longer	2	3	5
Unknown/ Uncertain	11	8	19
Total	16	17	33



In what time frame do you expect to add units for graduate students? (by NACUBO Constituent group)

<u>Response</u>	<u>Small</u>	<u>Comprehensive /Doctoral</u>	<u>Research</u>	<u>Total</u>
Building is currently in process	0	0	1	1
Within the next 1-12 months	1	1	1	3
Within the next 13-24 months	0	1	4	5
Within the next 25 months or longer	2	2	1	5
Unknown/ Uncertain	10	3	6	19
Total	13	7	13	33

NACUBO Constituent Group Breakdown



What type of units do you intend to build first?

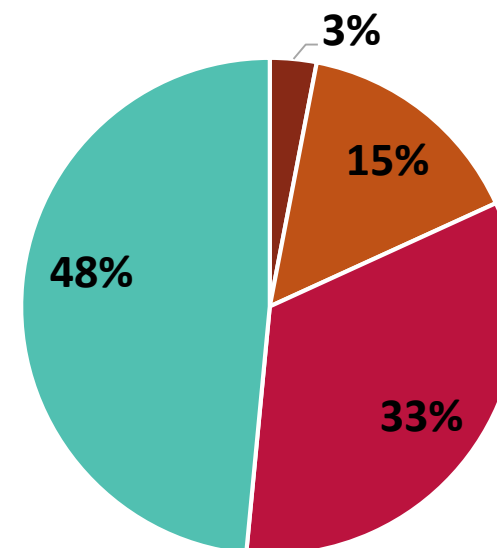


National Association of College and
University Business Officers



What type of units do you intend to build first?

<u>Response</u>	<u>Number</u>	<u>Percentage</u>
1-bedroom units	1	3%
Multiple-bedroom units	5	15%
A mix of both	11	33%
Unknown/Uncertain	16	48%
Total	33	100%



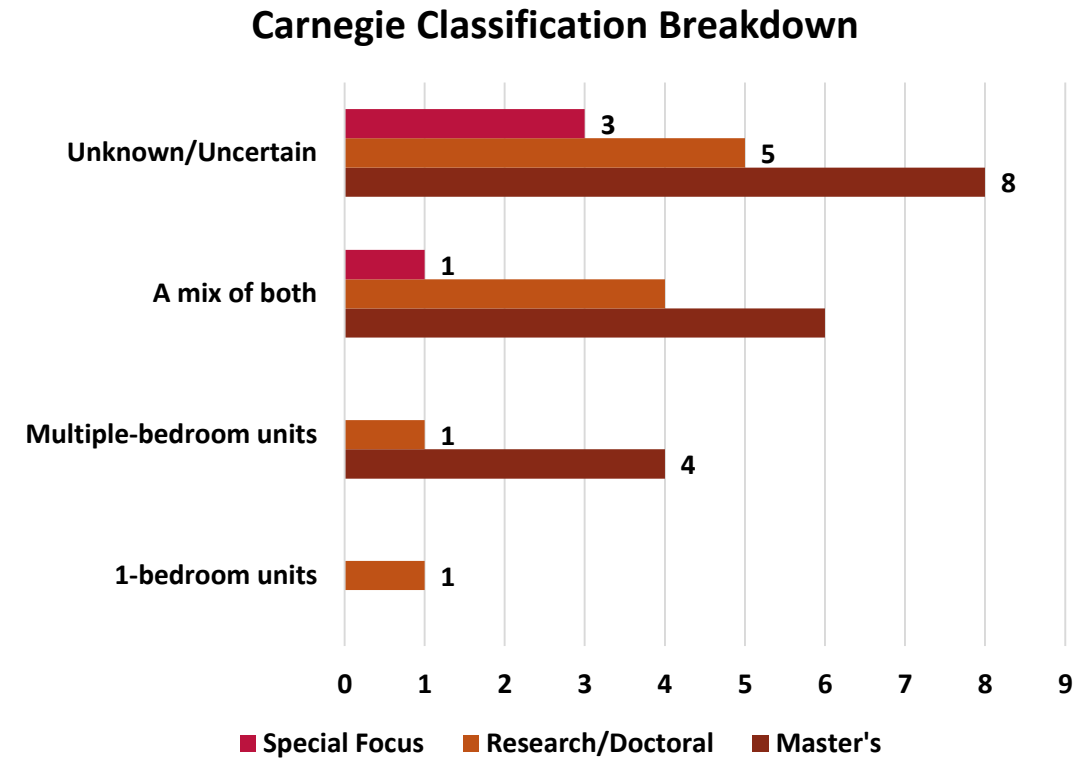
- 1-bedroom units
- Multiple-bedroom units
- A mix of both
- Unknown/Uncertain

What type of units do you intend to build first? (by region)

<u>Region</u>	<u>1-bedroom units</u>	<u>Multiple- bedroom units</u>	<u>A mix of both</u>	<u>Unknown/ Uncertain</u>	<u>Total</u>
Far West	0	0	1	3	4
Great Lakes	0	0	3	3	6
Mid-East	1	4	6	6	17
New England	0	0	1	0	1
Plains	0	0	0	0	0
Rocky Mountains	0	0	0	0	0
Southeast	0	0	0	2	2
Southwest	0	1	0	2	3
Total	1	5	11	16	33

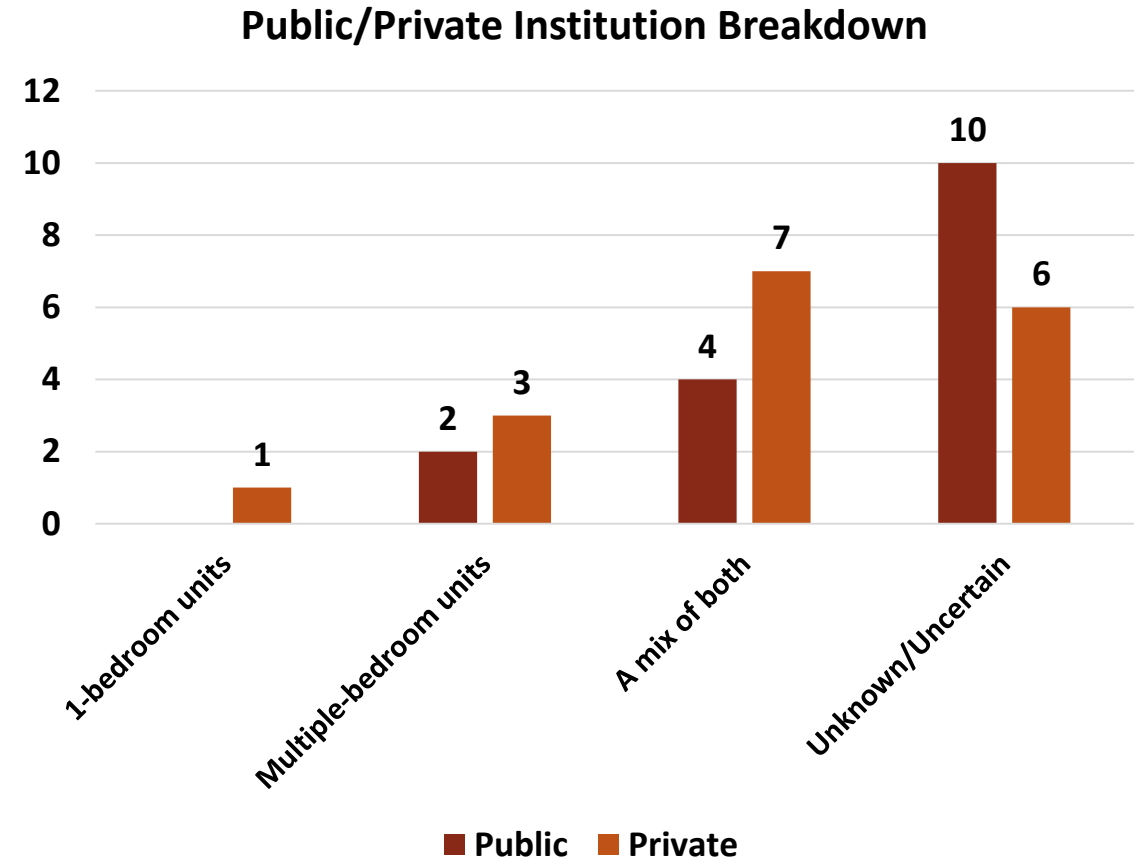
What type of units do you intend to build first? (by Carnegie Classification)

<u>Response</u>	<u>Master's</u>	<u>Research/ Doctoral</u>	<u>Special Focus</u>	<u>Total</u>
1-bedroom units	0	1	0	1
Multiple-bedroom units	4	1	0	5
A mix of both	6	4	1	11
Unknown/ Uncertain	8	5	3	16
Total	18	11	4	33



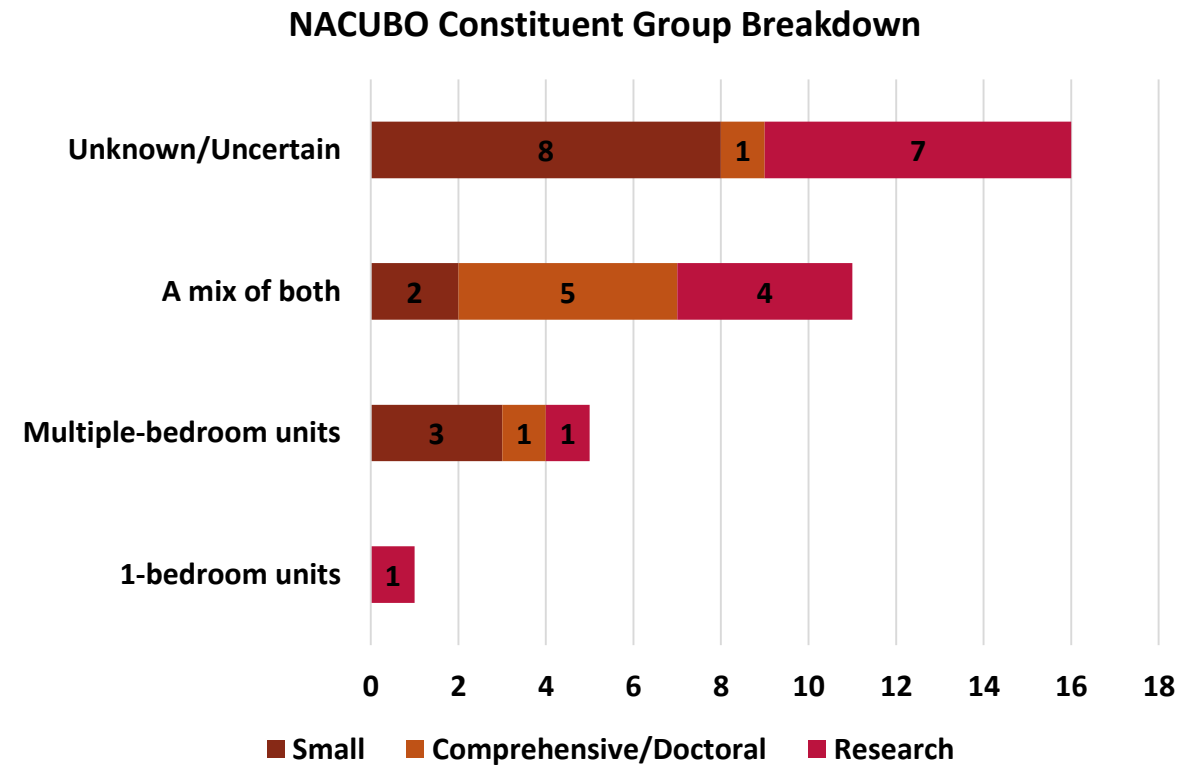
What type of units do you intend to build first? (by Carnegie Classification)

<u>Response</u>	<u>Public</u>	<u>Private</u>	<u>Total</u>
1-bedroom units	0	1	1
Multiple-bedroom units	2	3	5
A mix of both	4	7	11
Unknown/ Uncertain	10	6	16
Total	16	17	33



What type of units do you intend to build first? (by NACUBO Constituent group)

<u>Response</u>	<u>Small</u>	<u>Comprehensive / Doctoral</u>	<u>Research</u>	<u>Total</u>
1-bedroom units	0	0	1	1
Multiple-bedroom units	3	1	1	5
A mix of both	2	5	4	11
Unknown/Uncertain	8	1	7	16
Total	13	7	13	33



Rank in order your institution's drivers/factors for considering adding new units for graduate students.



National Association of College and
University Business Officers



Rank in order your institution's drivers/factors for considering adding new units for graduate students.

Rank	Current lack of affordable options in our market	Adding convenience for our students	Adding new academic programs and options for our students	Students have vocalized their preferences	Adding the sense of on-campus community	We need it to maintain competitiveness with peer institutions	Attract/Recruit or retain more students	College/university commitment/mission to add services to under-represented students
1	6	9	4	1	0	0	11	2
2	6	8	2	0	2	4	8	0
3	4	6	5	2	7	5	1	3
4	2	3	1	6	4	5	9	3
5	4	4	4	4	8	5	1	3
6	4	1	6	7	6	5	2	2
7	1	2	6	9	2	5	1	7
8	6	0	5	4	1	4	0	13

(1 = Most important factor, 8 = Least important factor) N=33

The shaded areas indicate the highest count received for each ranking. For example, 11 institutions ranked number one to be “Attract/recruit or retain more students”.

Rank in order your institution's drivers/factors for considering adding new units for graduate students. (public institutions)

Rank	Current lack of affordable options in our market	Adding convenience for our students	Adding new academic programs and options for our students	Students have vocalized their preferences	Adding the sense of on-campus community	We need it to maintain competitiveness with peer institutions	Attract/Recruit or retain more students	College/university commitment/mission to add services to under-represented students
1	4	4	0	1	0	0	6	1
2	3	3	1	0	4	3	2	0
3	1	5	2	0	2	3	1	2
4	0	0	1	4	2	2	5	2
5	1	2	2	3	4	2	1	1
6	2	0	3	5	2	2	1	1
7	1	2	4	2	1	3	0	3
8	4	0	3	1	1	1	0	6

(1 = Most important factor, 8 = Least important factor) N=16

The shaded areas indicate the highest count received for each ranking. For example, 6 public institutions ranked number one to be “Attract/recruit or retain more students”.

Rank in order your institution's drivers/factors for considering adding new units for graduate students. (private institutions)

Rank	Current lack of affordable options in our market	Adding convenience for our students	Adding new academic programs and options for our students	Students have vocalized their preferences	Adding the sense of on-campus community	We need it to maintain competitiveness with peer institutions	Attract/Recruit or retain more students	College/university commitment/mission to add services to under-represented students
1	2	5	4	0	0	0	5	1
2	3	5	1	0	1	1	6	0
3	3	1	3	2	5	2	0	1
4	2	3	0	2	2	3	4	1
5	3	2	2	1	4	3	0	2
6	2	1	3	2	4	3	1	1
7	0	0	2	7	1	2	1	4
8	2	0	2	3	0	3	0	7

(1 = Most important factor, 8 = Least important factor) N=17

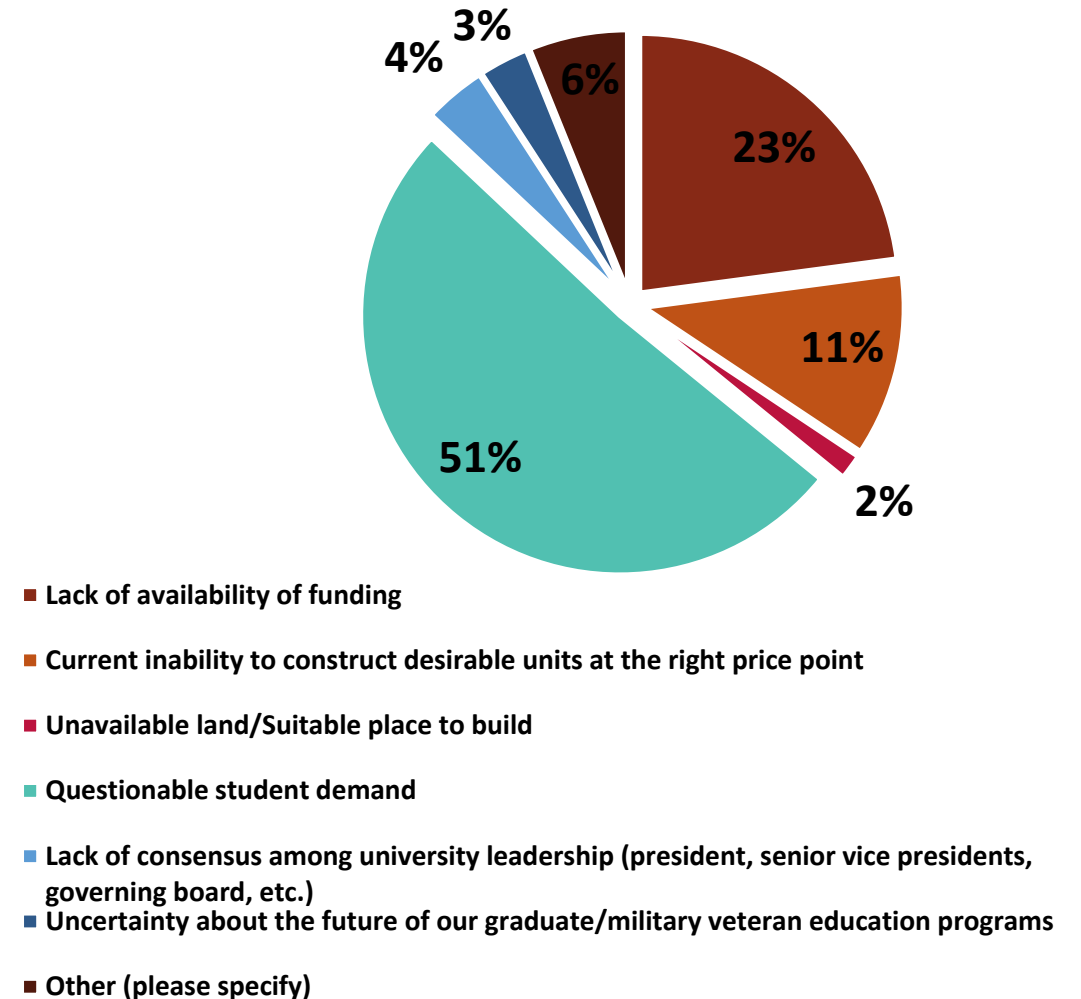
The shaded areas indicate the highest count received for each ranking. For example, 6 private institutions ranked number two to be “Attract/recruit or retain more students”.

What do you believe is (or will be) the **BIGGEST** obstacle in undertaking a dedicated on-campus graduate housing program?



What do you believe is (or will be) the BIGGEST obstacle in undertaking a dedicated on-campus graduate housing program?

<u>Response</u>	<u>Number</u>	<u>Percentage</u>
Lack of availability of funding	30	23%
Current inability to construct desirable units at the right price point	15	11%
Unavailable land/Suitable place to build	2	2%
Questionable student demand	67	51%
Lack of consensus among university leadership (president, senior vice presidents, governing board, etc.)	5	4%
Uncertainty about the future of our graduate/military veteran education programs	4	3%
Other (please specify)	8	6%
Total	131	100%



The shaded areas indicate what the majority of institutions selected as the biggest obstacle.

What do you believe is (or will be) the BIGGEST obstacle in undertaking a dedicated on-campus graduate housing program? (by region)

<u>Region</u>	Lack of availability of funding	Current inability to construct desirable units at the right price point	Unavailable land/ Suitable place to build	Questionable student demand	Lack of consensus among university leadership (president, senior vice presidents, governing board, etc.)	Uncertainty about the future of our graduate/military veteran education programs	Other (please specify)	Total
Far West	5	2	0	9	0	0	1	17
Great Lakes	5	1	0	12	3	0	0	21
Mid-East	9	6	0	13	1	2	4	35
New England	1	1	1	2	0	0	0	5
Plains	4	1	0	4	1	0	1	11
Rocky Mountains	0	0	0	2	0	0	0	2
Southeast	2	2	0	15	0	2	1	22
Southwest	4	2	1	10	0	0	1	18
Total	30	15	2	67	5	4	8	131

The shaded areas indicate what the majority of institutions selected as the biggest obstacle broken down by region.

What do you believe is (or will be) the BIGGEST obstacle in undertaking a dedicated on-campus graduate housing program? (by Carnegie Classification)

<u>Response</u>	<u>Master's</u>	<u>Research/ Doctoral</u>	<u>Special Focus</u>	<u>Total</u>
Lack of availability of funding	20	8	2	30
Current inability to construct desirable units at the right price point	7	7	1	15
Unavailable land/Suitable place to build	2	0	0	2
Questionable student demand	48	16	3	67
Lack of consensus among university leadership (president, senior vice presidents, governing board, etc.)	1	4	0	5
Uncertainty about the future of our graduate/military veteran education programs	4	0	0	4
Other (please specify)	3	3	2	8
Total	85	38	8	131

The shaded areas indicate what the majority of institutions selected as the biggest obstacle broken down by Carnegie Classification.

What do you believe is (or will be) the BIGGEST obstacle in undertaking a dedicated on-campus graduate housing program? (by control)

<u>Response</u>	<u>Public</u>	<u>Private</u>	<u>Total</u>
Lack of availability of funding	13	17	30
Current inability to construct desirable units at the right price point	11	4	15
Unavailable land/Suitable place to build	1	1	2
Questionable student demand	37	30	67
Lack of consensus among university leadership (president, senior vice presidents, governing board, etc.)	4	1	5
Uncertainty about the future of our graduate/military veteran education programs	2	2	4
Other (please specify)	4	4	8
Total	72	59	131

The shaded areas indicate what the majority of institutions selected as the biggest obstacle broken down by control (public vs. private).

What do you believe is (or will be) the BIGGEST obstacle in undertaking a dedicated on-campus graduate housing program? (by NACUBO constituent group)

<u>Response</u>	<u>Small</u>	<u>Comprehensive/ Doctoral</u>	<u>Research</u>	<u>Total</u>
Lack of availability of funding	16	8	6	30
Current inability to construct desirable units at the right price point	5	3	7	15
Unavailable land/Suitable place to build	0	2	0	2
Questionable student demand	24	33	10	67
Lack of consensus among university leadership (president, senior vice presidents, governing board, etc.)	1	0	4	5
Uncertainty about the future of our graduate/military veteran education programs	0	4	0	4
Other (please specify)	3	1	4	8
Total	49	51	31	131

The shaded areas indicate what the majority of institutions selected as the biggest obstacle broken down by NACUBO Constituent Group.

Does your institution currently have dedicated on-campus housing for veteran/military students?

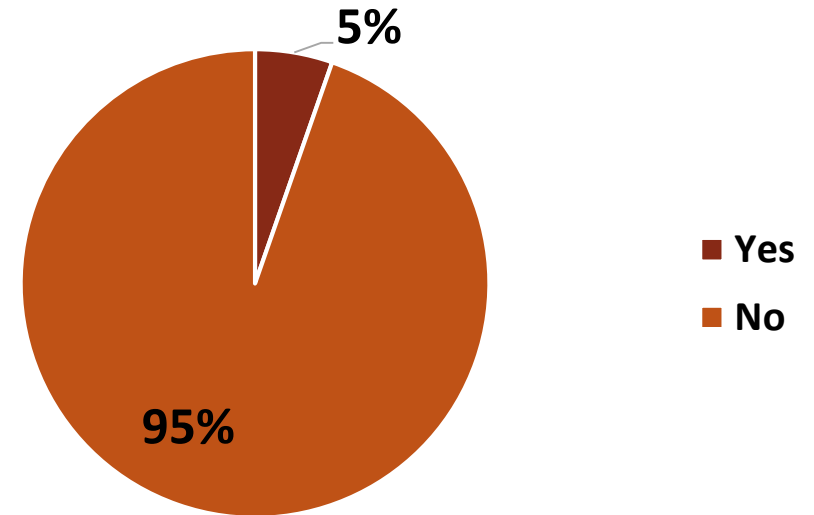


National Association of College and
University Business Officers



Does your institution currently have dedicated on-campus housing for veteran/military students?

<u>Response</u>	<u>Number</u>	<u>Percentage</u>
Yes	7	5%
No	124	95%
Total	131	100%



Does your institution currently have dedicated on-campus housing for veteran/military students? (by Carnegie Classification)

<u>Response</u>	<u>Master's</u>	<u>Research/ Doctoral</u>	<u>Special Focus</u>	<u>Total</u>
Yes	4	2	1	7
No	81	36	7	124
Total	85	38	8	131

Does your institution currently have dedicated on-campus housing for veteran/military students? (by control)

<u>Response</u>	<u>Public</u>	<u>Private</u>	<u>Total</u>
Yes	6	1	7
No	66	58	124
Total	72	59	131

Does your institution currently have dedicated on-campus housing for veteran/military students? (by NACUBO constituent group)

<u>Response</u>	<u>Small</u>	<u>Comprehensive</u> <u>/Doctoral</u>	<u>Research</u>	<u>Total</u>
Yes	1	47	29	77
No	48	4	2	54
Total	49	51	31	131

Does your institution plan to add or expand housing units for veteran/military students?

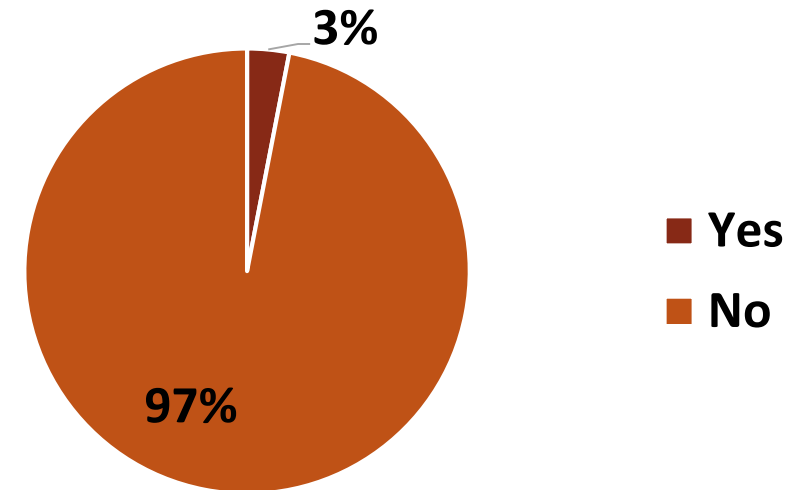


National Association of College and
University Business Officers



Does your institution plan to add or expand housing units for veteran/military students?

<u>Response</u>	<u>Number</u>	<u>Percentage</u>
Yes	4	3%
No	127	97%
Total	131	100%



Does your institution plan to add or expand housing units for veteran/military students? (by control)

<u>Response</u>	<u>Public</u>	<u>Private</u>	<u>Total</u>
Yes	2	2	4
No	70	57	127
Total	72	59	131

Does your institution plan to add or expand housing units for veteran/military students? (by Carnegie Classification)

<u>Response</u>	<u>Master's</u>	<u>Research/ Doctoral</u>	<u>Special Focus</u>	<u>Total</u>
Yes	3	1	0	4
No	82	37	8	127
Total	85	38	8	131

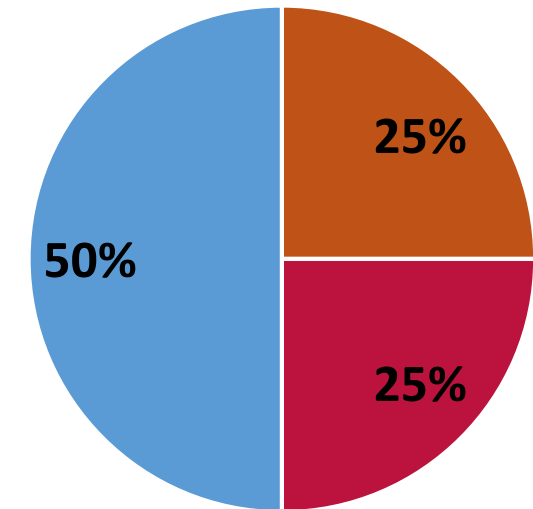
Does your institution plan to add or expand housing units for veteran/military students? (by NACUBO constituent group)

<u>Response</u>	<u>Small</u>	<u>Comprehensive/ Doctoral</u>	<u>Research</u>	<u>Total</u>
Yes	0	4	0	4
No	49	47	31	127
Total	49	51	31	131

In what time span do you expect to add units for veteran/military students?

In what time span do you expect to add units for veteran/military students?

<u>Response</u>	<u>Number</u>	<u>Percentage</u>
Building is currently in process	0	0%
Within the next 1-12 months	1	25%
Within the next 13-24 months	1	25%
Within the next 25 months or longer	0	0%
Unknown/Uncertain	2	50%
Total	4	100%



- Building is currently in process
- Within the next 1-12 months
- Within the next 13-24 months
- Within the next 25 months or longer
- Unknown/Uncertain

In what time span do you expect to add units for veteran/military students? (by Carnegie Classification)

<u>Response</u>	<u>Master's</u>	<u>Research/ Doctoral</u>	<u>Special Focus</u>	<u>Total</u>
Building is currently in process	0	0	0	0
Within the next 1-12 months	1	0	0	1
Within the next 13-24 months	0	1	0	1
Within the next 25 months or longer	0	0	0	0
Unknown/Uncertain	2	0	0	2
Total	3	1	0	4

In what time span do you expect to add units for veteran/military students? (by control)

<u>Response</u>	<u>Public</u>	<u>Private</u>	<u>Total</u>
Building is currently in process	0	0	0
Within the next 1-12 months	1	0	1
Within the next 13-24 months	0	1	1
Within the next 25 months or longer	0	0	0
Unknown/Uncertain	1	1	2
Total	2	2	4

In what time span do you expect to add units for veteran/military students? (by NACUBO constituent group)

<u>Response</u>	<u>Small</u>	<u>Comprehensive</u> <u>/ Doctoral</u>	<u>Research</u>	<u>Total</u>
Building is currently in process	0	0	0	0
Within the next 1-12 months	0	1	0	1
Within the next 13-24 months	0	1	0	1
Within the next 25 months or longer	0	0	0	0
Unknown/Uncertain	0	2	0	2
Total	0	4	0	4

Rank in order your institution's drivers/factors for considering adding new units for veteran/military students.



Rank in order your institution's drivers/factors for considering adding new units for veteran/military students.

Rank	Current lack of affordable options in our market	Adding convenience for our students	Adding new academic programs and options for our students	Students have vocalized their preferences	Adding the sense of on-campus community	We need it to maintain competitiveness with peer institutions	Attract/Recruit or retain more students	College/university commitment/mission to add services to under-represented students
1	1	1	0	0	2	0	0	0
2	0	0	0	1	1	0	2	0
3	1	2	0	0	0	0	1	0
4	0	1	1	0	0	0	1	1
5	1	0	2	0	0	1	0	0
6	0	0	0	1	1	0	0	2
7	0	0	0	2	0	2	0	0
8	1	0	1	0	0	1	0	1

(1 = Most important factor, 8 = Least important factor) N=4

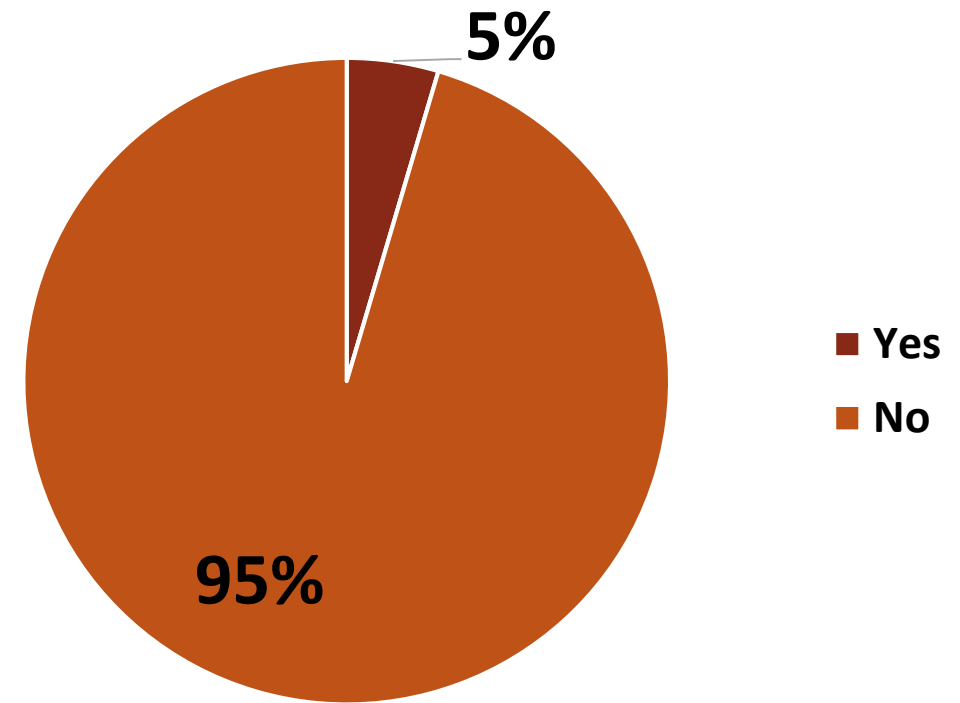
The shaded areas indicate the highest count received for each ranking. For example, 2 (out of 4) institutions ranked number one to be “Adding the sense of on-campus community”.

Has your institution studied opportunities in providing housing for veterans and their spouses or for military children?



Has your institution studied opportunities in providing housing for veterans and their spouses or for military children?

<u>Response</u>	<u>Number</u>	<u>Percentage</u>
Yes	6	5%
No	125	95%
Total	131	100%



Has your institution studied opportunities in providing housing for veterans and their spouses or for military children? (by Carnegie classification)

<u>Response</u>	<u>Master's</u>	<u>Research/ Doctoral</u>	<u>Special Focus</u>	<u>Total</u>
Yes	4	2	0	6
No	81	36	8	125
Total	85	38	8	131

Has your institution studied opportunities in providing housing for veterans and their spouses or for military children? (by control)

<u>Response</u>	<u>Public</u>	<u>Private</u>	<u>Total</u>
Yes	3	3	6
No	69	56	125
Total	72	59	131

Has your institution studied opportunities in providing housing for veterans and their spouses or for military children? (by NACUBO constituent group)

<u>Response</u>	<u>Small</u>	<u>Comprehensive/ Doctoral</u>	<u>Research</u>	<u>Total</u>
Yes	1	4	1	6
No	48	47	30	125
Total	49	51	31	131

Where are you in the process of providing housing for veterans?

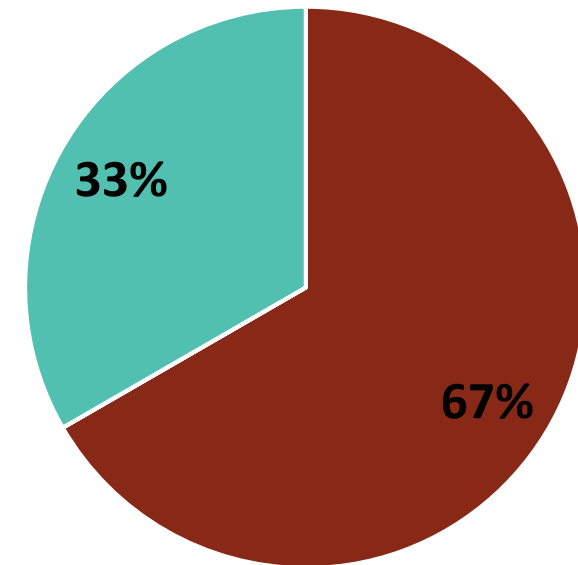


National Association of College and
University Business Officers



Where are you in the process of providing housing for veterans?

<u>Response</u>	<u>Number</u>	<u>Percentage</u>
Internal discussions only	4	67%
Included in master plan with no implementation timeline	0	0%
Included in master plan with timeline of execution	0	0%
Already have it	2	33%
Total	6	100%



- Internal discussions only
- Included in master plan with no implementation timeline
- Included in master plan with timeline of execution
- Already have it

Where are you in the process of providing housing for veterans? (by Carnegie Classification)

<u>Response</u>	<u>Master's</u>	<u>Research/ Doctoral</u>	<u>Special Focus</u>	<u>Total</u>
Internal discussions only	3	1	0	4
Included in master plan with no implementation timeline	0	0	0	0
Included in master plan with timeline of execution	0	0	0	0
Already have it	1	1	0	2
Total	4	2	0	6

Where are you in the process of providing housing for veterans? (by control)

<u>Response</u>	<u>Public</u>	<u>Private</u>	<u>Total</u>
Internal discussions only	2	2	4
Included in master plan with no implementation timeline	0	0	0
Included in master plan with timeline of execution	0	0	0
Already have it	1	1	2
Total	3	3	6

Where are you in the process of providing housing for veterans? (by NACUBO constituent group)

<u>Response</u>	<u>Small</u>	<u>Comprehensive/ Doctoral</u>	<u>Research</u>	<u>Total</u>
Internal discussions only	0	4	0	4
Included in master plan with no implementation timeline	0	0	0	0
Included in master plan with timeline of execution	0	0	0	0
Already have it	1	0	1	2
Total	1	4	1	6

Are you interested in learning more about graduate or veteran/military student housing?

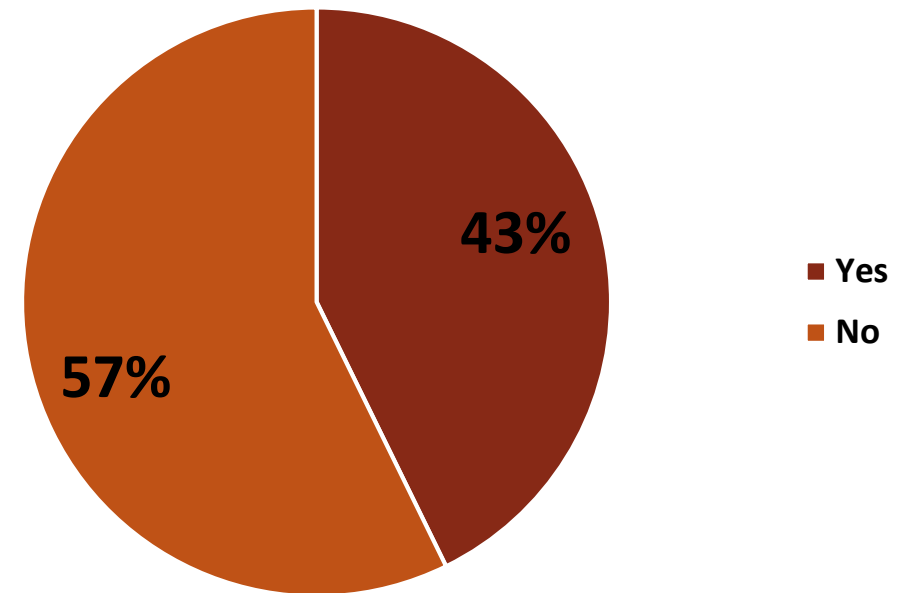


National Association of College and
University Business Officers



Are you interested in learning more about graduate or veteran/military student housing?

<u>Response</u>	<u>Number</u>	<u>Percentage</u>
Yes	56	43%
No	75	57%
Total	131	100%



Institutions that indicated 'Yes' they would like to be contacted

Respondent Name	Preferred Method of Contact	Name of Institution
Anthony Turrietta	aeturrietta@ollusa.edu	Our Lady of the Lake University
Troy Noeldner	troy.noeldner@und.edu	University of North Dakota
Chelsey Dollarhide	cdollarhide001@drury.edu	Drury University
Kevin Lawlor	Klawlor@fairfield.edu	Fairfield University
Brian Johnston	johnston@cua.edu	The Catholic University of America
David Looney	dlooney1@murraystate.edu	Murray State University
Lisa Chavez	lisa.chavez@calstatela.edu	California State University, Los Angeles
Matthew McManness	mmcmanness01@manhattan.edu	Manhattan College
Greg Scott	gascott@pitt.edu	University of Pittsburgh
Matthew Cameron	mcameron@barry.edu	Barry University
Kathleen Kirleis	Kathleen.Kirleis@umb.edu	University of Massachusetts Boston
Giovina Lloyd	lloydgm@alfred.edu	Alfred University
Jodie McGaughey	jmcgaughey@hsutx.edu	Hardin-Simmons University
Quincy Chapman	chapmajq@uwec.edu	University of Wisconsin - Eau Claire
Angela Fredrickson	anfredr1@wsc.edu	Wayne State College
Kenneth Huewitt	Kenneth.huewitt@tsu.edu	Texas Southern University
Sarah Waters	sarah.waters@ku.edu	University of Kansas
Tom Martin	Thomas.martin@tamuk.edu	Texas A&M University-Kingsville
Marc Pasteris	mpasteri@ashland.edu	Ashland University
Claire Mand	cmand@edgewood.edu	Edgewood College
Benjamin Perry	benjamin.perry@utsa.edu	UTSA
Bill Crockett	bcrockett@umaryland.edu	University of Maryland, Baltimore
Denton Stargel	Denton.Stargel@CentenaryUniversity.edu	Centenary University

Institutions that indicated 'Yes' they would like to be contacted (cont'd)

<u>Respondent Name</u>	<u>Preferred Method of Contact</u>	<u>Name of Institution</u>
Randall Gentzler	rdgentzler@loyola.edu	Loyola University Maryland
Michael Fescoe	mfescoe@cse.edu	College of Saint Elizabeth
Kevin Joyce	kjoyce@mercy.edu	Mercy College
Rick Richardson	Box T-0110 Stephenville, TX 76402	Tarleton State University
Jesse Kane	Kanej@fvsu.edu	Fort Valley State University
Mark Denney	denney@uhcl.edu	University of Houston Clear Lake
Steve George	georges@pfw.edu	Purdue University Fort Wayne
Carolyn Dupre	cdupre@alcorn.edu	Alcorn State University
Ophelia Watkins	owatkins@nmsu.edu	New Mexico State University
Craig Ness	craig.ness@lamar.edu	Lamar University
Eric Smith	smith@upstate.edu	SUNY Upstate Medical University
Carolyn Head	chead@lewisu.edu	Lewis University
Allie Losli	loslia1@pacificu.edu	Pacific University
Ross Allen	rallen@apu.edu	Azusa Pacific University
Tara Parson	tparson@sbuniv.edu	Southwest Baptist University
Angel Hiett	ahiett@muskingum.edu	Muskingum University
Michael Papadakis	papadakis.6@osu.edu	The Ohio State University
Phaedra Gauci	pgauci@mills.edu	Mills College

Institutions that indicated 'Yes' they would like to be contacted (cont'd)

<u>Respondent Name</u>	<u>Preferred Method of Contact</u>	<u>Name of Institution</u>
Henry Velez	henry.x.velez@rutgers.edu	Rutgers University
Greg Perkinson	541-552-6319	Southern Oregon University
E. Thornton	ethornton@una.edu	University of North Alabama
Andy Plumley	andy.plumley@ucr.edu	University California, Riverside
Kent Dahlquist	dahlquis@kutztown.edu	Kutztown University
Andrew Goretsky	goretskya@arcadia.edu	Arcadia University
William Davies	davies@msmary.edu	Mount St. Mary's University
Justin Alger	justin.alger@downstate.edu	SUNY Downstate Medical Center
Jeff Hinton	Jeff.hinton@tamut.edu	Texas A&M University-Texarkana
Abed Elkeshk	abed.elkeshk@moundsaintvincent.edu	College of Mount Saint Vincent
Jenna Finley	jenna.finley@unco.edu	University of Northern Colorado
Cynthia Evers & Derrek Niec-Williams	cynthia.evers@howard.edu;derrek.niecwilliams@howard.edu	Howard University
Neal Hoss	nhoss@csusm.edu	California State University San Marcos
Carla Hines	cdhines1@uncc.edu	UNC Charlotte
Debra Martin	dmartin@msmu.edu	Mount Saint Mary's University, Los Angeles